
Model MB 09

Ultracavitation +Tripolar RF +monopole RF+vacuum

Body Slimming&skin tightening System

User Manual & Maintenance Service



Beijing Medical Beauty Commerce Co.,Ltd

Catalogue

Introduction of MB 09 Equipment

1. Treatment theory
2. Applications
3. Features
4. Parameters and specification
5. Taboo(forbidden to use)

Operation Security Instruction

1. Security introduction
2. Safety of LVD and EMC

Operation instructions

1. Cavitation explode
2. Monopolar rf for dissolving fat cell
3. Tripolar RF skin tightening
4. Vacuum liposuction system

Clinic experiece

1. Treatment course
2. Treatment of important notice

Simple repair and maintenance

1. Normal problems
2. Daily maintenance

Contact Us

I. Introduction of MB 09 Equipment

1. Treatment theory of Ultracavitation+Monopolar RF+Tripolar RF+Vacuum liposuction system

Ultracavitation+Monopolar RF+Tripolar RF+Vacuum liposuction system is the most advanced technology, It combines the advantage of Ultracavitation, Vacuum liposuction and RF together. The Ultracavitation uses ultrasonic cavitation effect to cause the air bubbles around lipocyte membranes to break up, and then the broken lipocyte will be absorbed and metabolized out of human body by lymphatic system. It has an effective treatment result for weight losing: burning fat cell, explode fat cell etc.

Also we use 1 MHz radio frequency to alternate the electric field in the skin from positive to negative. It will produce heat under dermis then the initial collagen denaturation. Subsequent neocollagenesis then further tightens the dermal tissue and make the skin tightened, smooth and fresh.

Tripolar RF energy is transmitted to the place between three electrodes; the current permeates target tissue and generate heat. It will produce the equal and cycle energy between three electrodes, because of that. The patient will feel more comfortable during treatment, it will get good result on skin lifting, tightening slack skin, wrinkle removal etc.

Vacuum fat-liposuction system can promote tissue metabolism, repel the cellulite, tighten the flabby skin, strengthen the skin elasticity etc. As it will bring the gas and vapour on the between skin and treatment head, so it will give a positive pressure on liquid molecule through the expansion cycle on body. The explosion effects inside and outside the cells will increase the molecular movements, so as to achieve a high energy state. Then make the lipocyte dissolving quickly. It will give you slimming body, its effect will last for a long time. At the same time, it can enhance the muscle elasticity and improve the cell metabolism.

The theory of newest tripolar rf

Tripolar rf technology painlessly delivers focused and optimal RF energy to the skin surface and to subcutaneous fat layers. Controlled energy is delivered via three or more electrodes, centered between them, and limited only to the treatment area. This focused delivery results in improved treatment efficacy that provides immediate visible results from the first treatment. The treatment is painless and pleasant because of the relatively low power needed.

The energy of tripolar rf permeates epidermis and take effect on the collagen-rich dermal tissue directly which makes water molecules in the skin move. The move produces controllable heat and results in contraction of collagen and generation of new collagen and dermal remodeling. As a result, the skin looks tighter, wrinkle reduce gradually.

Tripolar rf integrated preset parameters allow operator to choose between body and facial treatments. Targeted facial treatment regenerates collagen fibers in the dermis layer. Targeted body treatments shrink fat cells in the hypodermis layer and accelerate collagen regeneration.

The Tripolar RF is the latest technology which is very comfortable for patient during the treatment. and the energy output is more evenly. the treatment results is much better than monopole RF and bipolar RF

2. Applications

- 1) Ultrasonic cavitation head(cavitation explode) for burning fat cell, explode fat cell, surplus fat;
- 2) Monopolar RF(lipolysis RF) head for body shaping, slimming, fat burning; fat & cellulite reduction;
- 3) Tri-polar RF head for skin tightening, skin lifting, wrinkle removal on face and body with big and small

treatment head

- 4) Vacuum liposuction head for slimming ,remove surplus fat cell ;

3. Features:

1. Simple and easy operation ,
2. Adopt the newest cavitation lipolysis and tripolar rf technology ,
3. Use mult-handpieces for body &face treatment.totally 5 handpieces
4. Comfortable, painless, non-surgical with safe fast and effective result
5. It don't need recover time. immediate result will be seen after one session

4. Parameters and specification

TFT LCD Display	8 inch color touch screen
Technology :	Ultrasonic Cavitation+Vacuum +(monopolar RF+tripolar RF)
Cavitation frequency	40KHz
Tripolar RF	1MHz (output frequency) ; 50 Watts (Maximum output power)
Monopolar RF	1MHz(output frequency) ;50J (Maximum output power)
Vacuum Pressure	1000kpa
Handpieces:	5 pieces : 1). Monopolar RF head 2). Tripolar RF head (one big, one small) 3). Ultrasonic cavitation head 4). Vacuum liposuction head
Voltage	220V AC / 110V AC
Size	43cm×36cm×48cm(L×W×H)
Weight	15KG

5. Taboo(forbidden to use)

- 1) Serious disease, such as heart disease, gastric ulcer, serious gastropathy, duodenal ulcer, high blood pressure, diabetes
- 2) Pregnant women, lactating women, an abdominal operation within 3 months, menstrual period, metal pieces in body (such as heart jumping devices etc)
- 3) Do not do treatment around testis
- 4) Food of High-calorie, High fat, and High protein, better to light food
- 5) Taking other diet medicine, we suggest that stop taking those diet medicines and do ultrasonic treatment 1-2 months later; or prolong treatment period.
- 6) Can not do ultrasonic treatment under empty stomach, must be 1 hour later dinning

II. Operation Security Instruction

1. Security introduction of the machine MB09

This fat reduction system is high-tech medical beauty equipment with safety and reliability, mainly for removing surplus fat, burning surplus fat, Lymphatic Treatment, skin tightening, wrinkle removal and improving skin elasticity. etc.

For the safe and effective use, operators and assistants must know below

It will generate the heat during ultrasonic cavitation and tri-polar RF operation,

The operator should ask the patient whether it is very hot or not on the treatment skin,

It is normal that the patient will feel a little hot with ultrasonic cavitation and tri-polar RF, in fact the patient will feel very comfortable for tripolar RF treatment.

Patients: The Safety of patients mainly rely on well-trained physicians as well as the layout of the appropriate treatment room. Cultural quality of life of patients is also very important; they should understand the principles of treatment. Patients should be protected effectively when treatment.

Operators: The operator should ask the patient whether it is hot or not (a little hot is normal),

【MAIN ALARM】

For safe using, should carefully read the alarm notice:

1. Except the authorized mechanic, any others have no right to examine and repair the FG660 structure; especially inner structure inside of machine that including electrical source, RF system, treatment head etc.
Notice the dangerous high pressure inside.
2. Make sure whether the voltage of the system is accordant with your local voltage or not. (220V/110V AC)
3. Maintenance must be done after turning off the machine and drawing out the power line. Or it's most possible to hurt people and damage the equipment.
4. Keep the treatment head clean after treatment.
5. Don't place treatment head, electrode cathode and patient's heart in the same level

【Alarm】

- i. The operator should pay more attention to the treatment situation during treatment
- ii. Don't make the tripolar and ultrasonic treatment head close to metal and conductor, treatment head should be hung up when don't use it,
The treatment head should be point at treatment area when using it

2. Safety of LVD and EMC

1. Keep close both panels and cover board

2. High pressure inside equipment. It's possible to deposit electricity in some
3. Parts even after switching off. So it's not allowed to disconnect equipment beyond the factory's authorization.
4. In maintenance, please turn off machine and disconnect power supply firstly; and then do observe in person.
5. Ground line connect

【PREVENT FIRE】

1. The temperature will rise after absorbing wave energy, so please take actions to reduce the flammable risk on treatment parts or around area.
2. Do not use ethanol, acetone or other flammable things on skin before treatment. If necessary, please use soap or water.
3. When listerizing the treatment head or other parts by ethanol, please wait till dry.

【AUTOMATICALLY INSPECTION】

After turning on the machine, it will be inspecting automatically. About 1-3 minutes running automatically, then it enters into the next step.

LOVE LIFE

LOVE BEAUTY


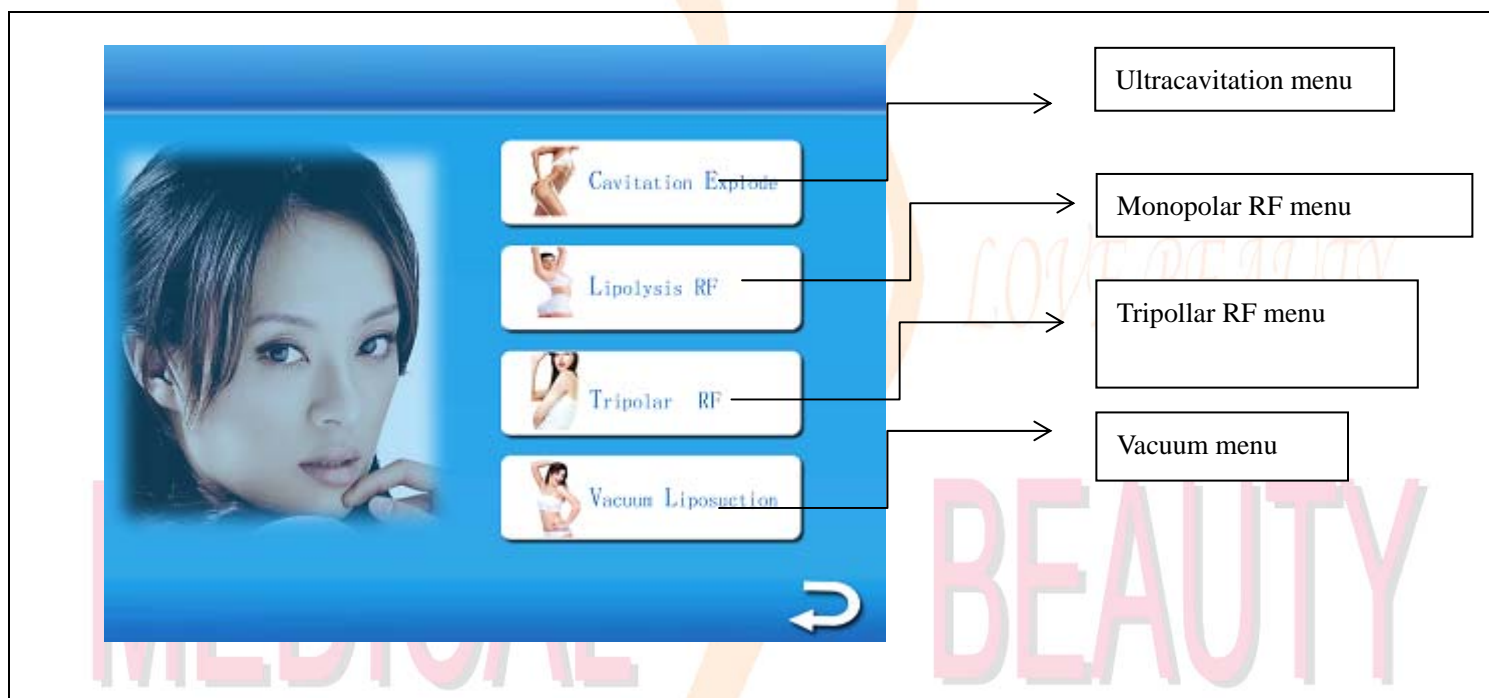
MEDICAL

BEAUTY

III. Operation instructions

I. welcome LCD display

Turn on machine, and LCD display as following:



Treatment head

Small tripolar rf head

Big tripolar rf head

Soft Electrode patch



Monopolar rf head

Cavitation head


Vacuum head

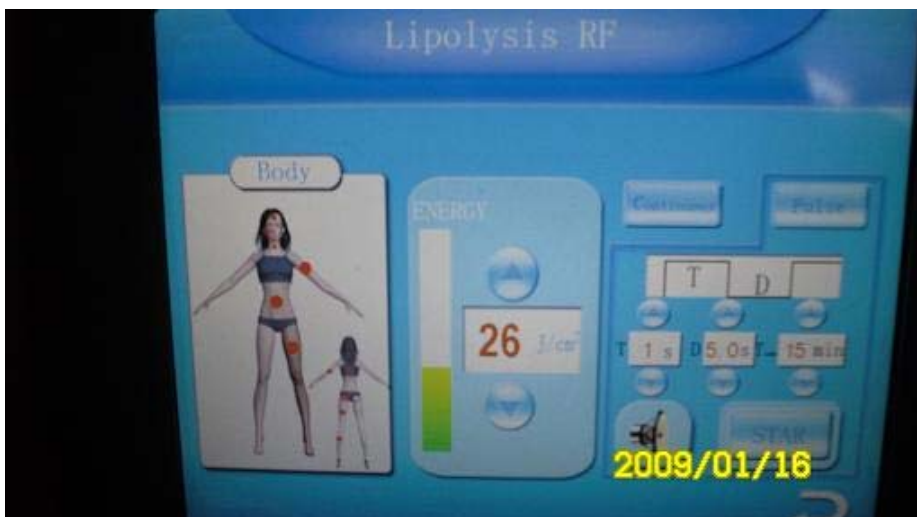


SOME NOTICES :

1. Adjust energy from low to higher step by step.
2. don't keep treatment head electrode cathode and patient's heart in the same level
3. If want to stop treatment, please release pedal firstly and then move probe; or the patient may feel electric shock more or less, or small painful.

The details operation process :**1) Cavitation explode**

1. Put some cooling gel on the skin before treatment (such as: the abdomen, buttocks, thighs) ,it is more convenient for the operator to move the treatment head easily .
2. Set working hours (about 10 to 15minutes), adjust the output intensity (5w/cm2 ~ 25w/cm2)
3. touch "Start" button, the machine will start to work,
4. Beautician grip the treatment head touch the skin closely ,and make slow circular motion or a straight line go and back movement, don't stop the treatment on the same place
5. Can not operate in the back of body, we must avoid the bone bits
6. The machine will be stop automatically after the setting time is over.
7.  clean skin and treatment head with hot towel

2) Monopolar rf for dissolving fat cell (lipolysis RF)

1. Select pulse or continuous mode, adjust the output intensity (10J/cm ~ 30J/cm), set the working hours (about 15 minutes).
2. Touch "Start" button, machine start to work. Beautician grip the treatment head touch the skin closely, and make slow circular motion or a straight line go and back movement, don't stop the treatment on the same place if choosing continuous mode.
3. The machine will be stop automatically after the setting time is over
4. clean skin and treatment head with hot towel

PS "T" mean the output energy time (recommendation from 1-2). "D" mean the pluse interval (0.5-1)

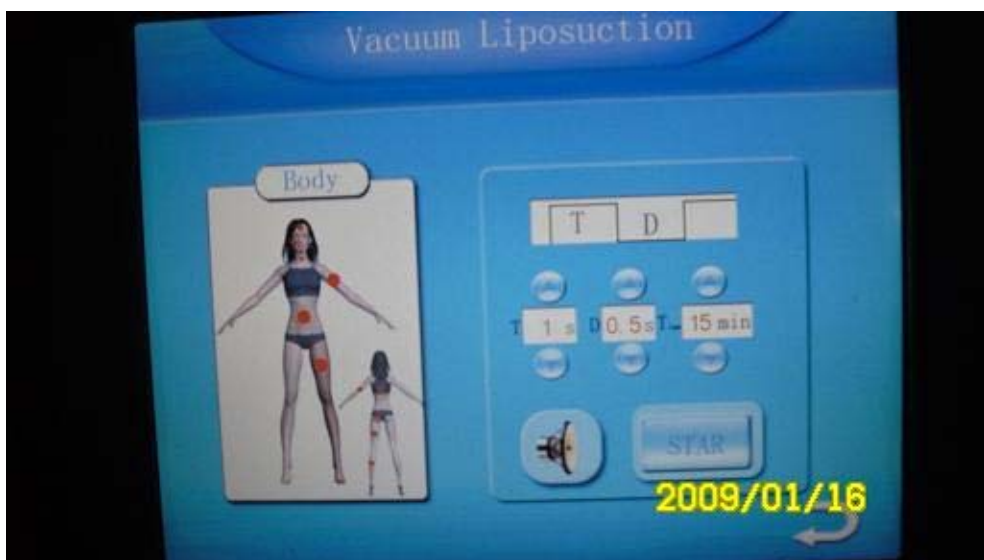
3) Tripolar RF skin tightening (abdomen, buttocks, thigh, face etc)



1. please put about 3mm cooling gel on the skin before operation, according to different face or body teatment. choose big or small tripolar treatment head,
2. Choice of work mode, the machine set up 10 working models, All of them are pulsed or continuous wave output mode, adjust the output intensity (10J/cm² ~ 30J/cm²) set the working hours (about 15 minutes)
3. Touch "Start", machine start to work
4. The machine will be stop automatically after the setting time is over
5. clean skin and treatment head with hot towel

PS "T" mean the output energy time (recommendation from 1-2). "D" mean the pluse interval (0.5-1)

4) Vacuum liposuction system :



1. put some essential or slimming oil on the skin, the treatment head will suck the skin. It is very convenient for operator to slip the treatment head, it can also get a result of massage via suction pressure
2. Select negative pressure(Vacuum) and strong sound wave mode, adjust negative pressure suction and strong output intensity of sound waves, set working hours (about 10-20 minutes each sessions).
3. Beautician hold the treatment head touch the skin closely, and orderly slow-moving, the movement should be coherent or pull up, the operator should adjust the intensity of suction pressure according to the guests endurance, vertically forward move(go-return) for fat dissolving. the suction pressure makes dissolving fat cell molecules in the body move unitl out of body via lymphatic drainage system. the vacuum liposuction head can also give body a massage.

Recommended operating procedures and parameters setting

1. please take shower before treatment (clean the skin)
For surplus fat patient, Start with cavitation treatment head for explode and breaking fat cell (bout 15 minutes)
2. Monopolar RF for dissolving fat and lipolysis. (about 10 minutes)
For little fat patient. you can choose tripolar rf head (about 15 minutes)
3. Clean the skin again, put some essential oil on the skin and massage the fat body, improve the lymphatic drainage system and slimming care. (about 20 minutes)

Cavitation explode : 20-35 W/CM² treatment around 10-15 minutes for treatment parts of the body

Lipolysis RF : 15-30W/CM² give a treatment around 10-15minutes for treatment parts of the body

Tripolar rf : 20-30J give a treatment around 10-15minutes for treatment parts of the body

Vacuum Liposuction : T mean the time for controlling of discharge air

D mean time for controlling of the absorption air

Operator can set the T and D according to the patient's feel

IV. Clinical experiece

Treatment course

- a) little fat person
3—6 times is one course, 1-2 week for one session
- b) Extreme fat person
4—10 times is one course ,1 week for one session

Treatment of important notice

- a. The energy must be started from low to high, or it may burn the skin.
- b. Every treatment time must be less than two weeks
- c. The patients should drink some water before treatment
- d. During treatment, the patients should eat less, or they eat food which contains less fat and high kcal
- e. Doing more exercise

MEDICAL

BEAUTY

V. Simple repair and maintenance

I. Common problems

1. No power in the machine

Solution:

- 1) Check the emergency button, if it is bounced up, it is on, or it is off.
- 2) Check the power switch whether is on or off.
- 3) check the power line broken or not, and whether there is short circuit
- 4) check the insurance wire which is behind the power
- 5) check the plug of power

2. No tripolar output

- 1) Check tripolar wire, if it is connected well, the indicator light should be on.
- 2) open the handpiece and see whether it is connected

3. No ultrasonic cavitation output

- 1) Check ultrasonic wire, if it is connected, the indicator light should be on.
- 2) open the handpiece and see whether it is connected

4. No lipolysis output

- 1) Check lipolysis wire, if it is connected, the indicator light should be on.
- 2) open the handpiece and see whether it is connected

Contact us

Beijing Medical Beauty Commerce Co.,Ltd

We mainly produce medical surgery Laser (co2 fractional laser ,co2 laser, Super Pulse Laser Systems ,ND-YAG Q switch laser tattoo removal ,laser hair removal, Er laser, soft laser etc); IPL photo rejuvenation; RF(monopolar, bipolar ,tripolar multi-polar radio frequency) ,e-light ,PDT skin care, ultrasonic vacuum technology cellulite reduction,teeth whitening equipment etc , we also provide various kinds of laser component etc.

we offer OEM service . we always offer best price with high quality product

Address :

Yard 6,East Rd.,Nanchang 1st Village, Jiugong Town, Daxing District, Beijing, China

Tel : + 86-10-13161280838 86-10-87971932

Email : ipllaser@yahoo.cn MSN : ipllaser@hotmail.com

Skype : [Beijingmedicalbeauty](https://www.skype.com/Beijingmedicalbeauty)

Website : www.rf-laser.com <http://ipllaser.en.alibaba.com>